PASS QUESTION

# QUESTION & ANSWER

HIGHER QUALITY, BETTER SERVICE

**Provide One Year Free Update!**

https://www.passquestion.com

**Exam** : **70-688**

**Title** : Managing and Maintaining Windows 8.1

**Version** : Demo

1.DRAG DROP
Your company recently purchased 25 new laptops. All 25 laptops have the same hardware configuration and do not have any operating system installed. You have been asked to deploy Windows 8 on these laptops. You have installed and configured Windows 8 on a reference laptop. You need to create an image and deploy it to the 25 new laptops.
Which four actions should you perform in sequence? (To answer, move the appropriate actions from the list of actions to the answer area and arrange them in the correct order.)

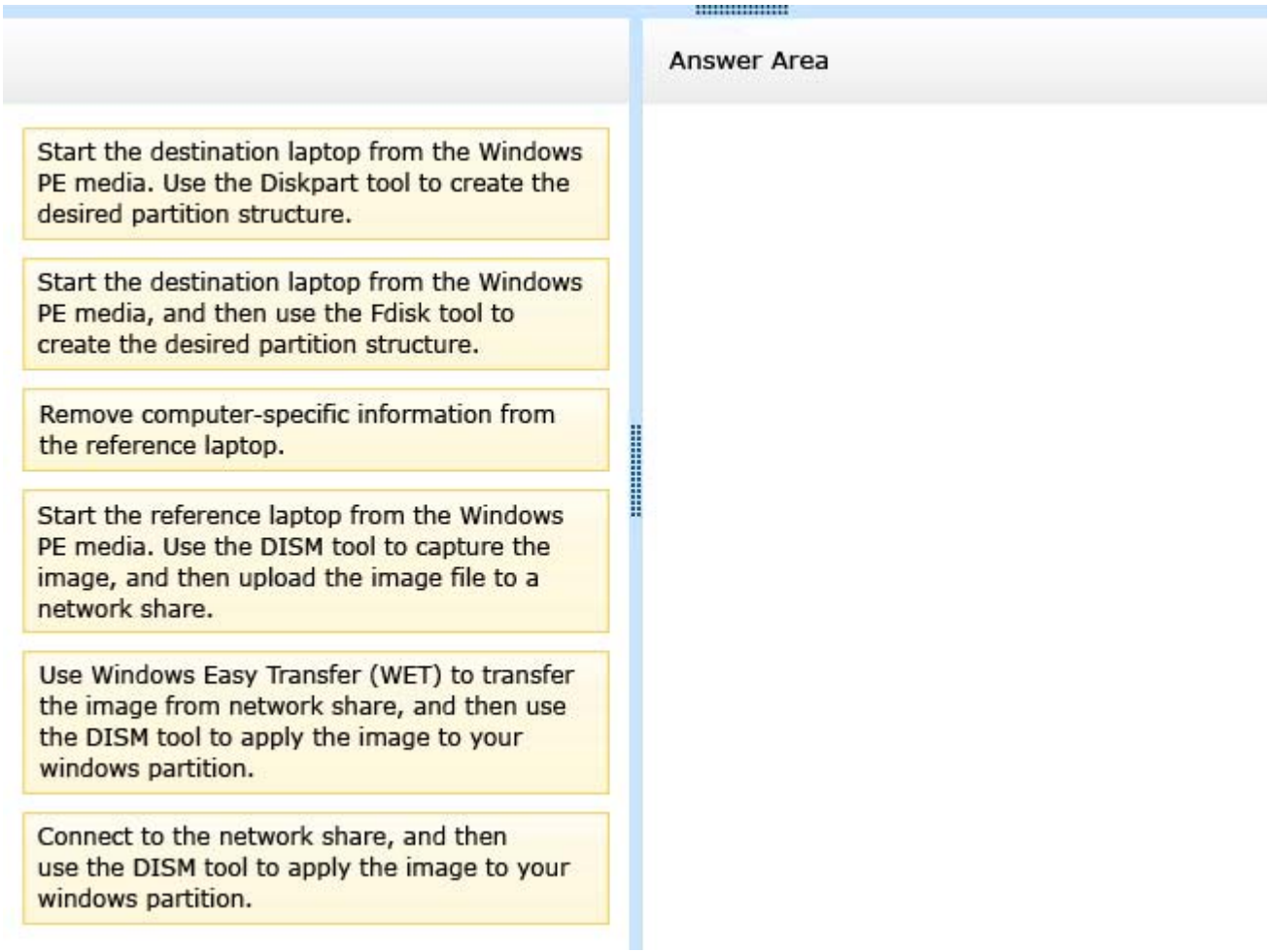


**Answer:**

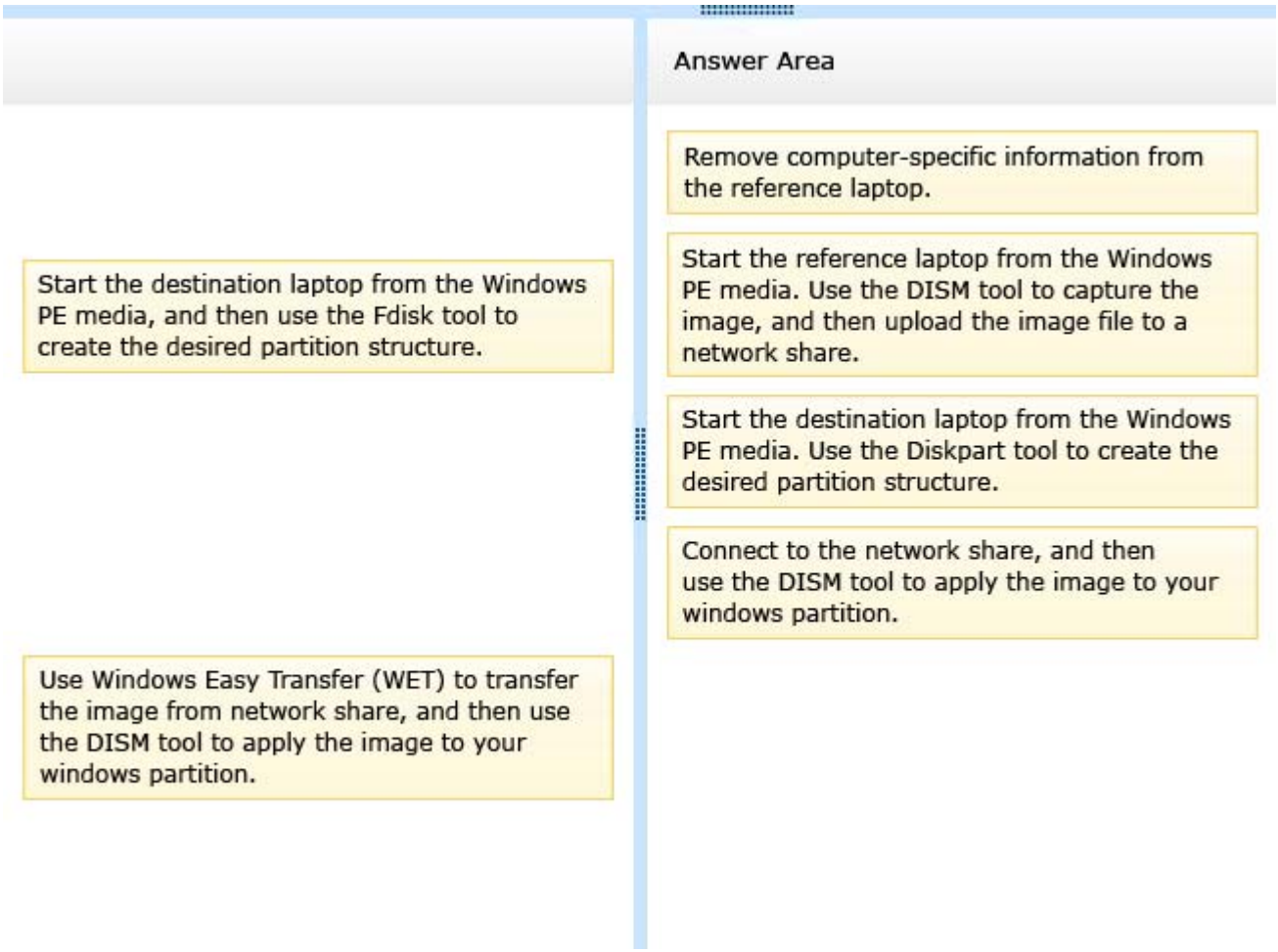


**Explanation:**

Note:

* You can create a reference computer by deploying Windows, and then removing the computer-specific information from the system.
* On the destination computer, you will create a structure for the partitions where you apply your images. The partition structure on the destination computer must match the partition structure of the reference computer.
* Use the Diskpart tool and the DISM tool to apply Windows images to one or more partitions onto a computer for deployment.
* Use the DISM tool to apply images to your Windows partition.

Reference: How to Capture Images of Hard Disk Partitions by Using DISM

Reference: How to Apply Images by Using DISM

http://technet.microsoft.com/en-us/library/hh825072.aspx

http://technet.microsoft.com/en-us/library/hh825251.aspx

2.DRAG DROP

You administer computers that run windows 7 and Windows 8. You run an application that saves files that contain local settings unique to each user. You want to allow users to synchronize settings for an application to any enterprise computer when they log on to the enterprise computer. You need to implement a solution that will move a user's settings files to any computer. You also need to ensure that

you can roll back the changes if necessary.
Which required task or tasks should you perform with each approach? (To answer, drag the appropriate required task to the corresponding approach. Each required task may be used once, more than once, or not at all. You may need to drag the split bar between panes or scroll to view content.)

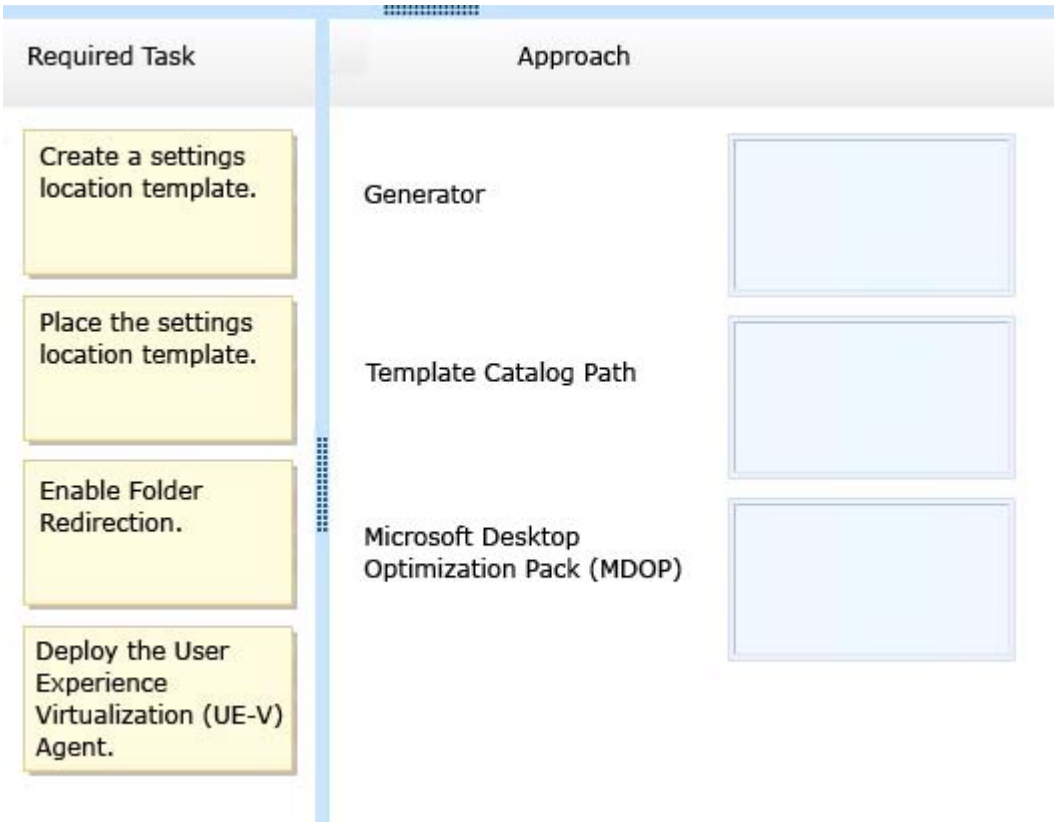


**Answer:**

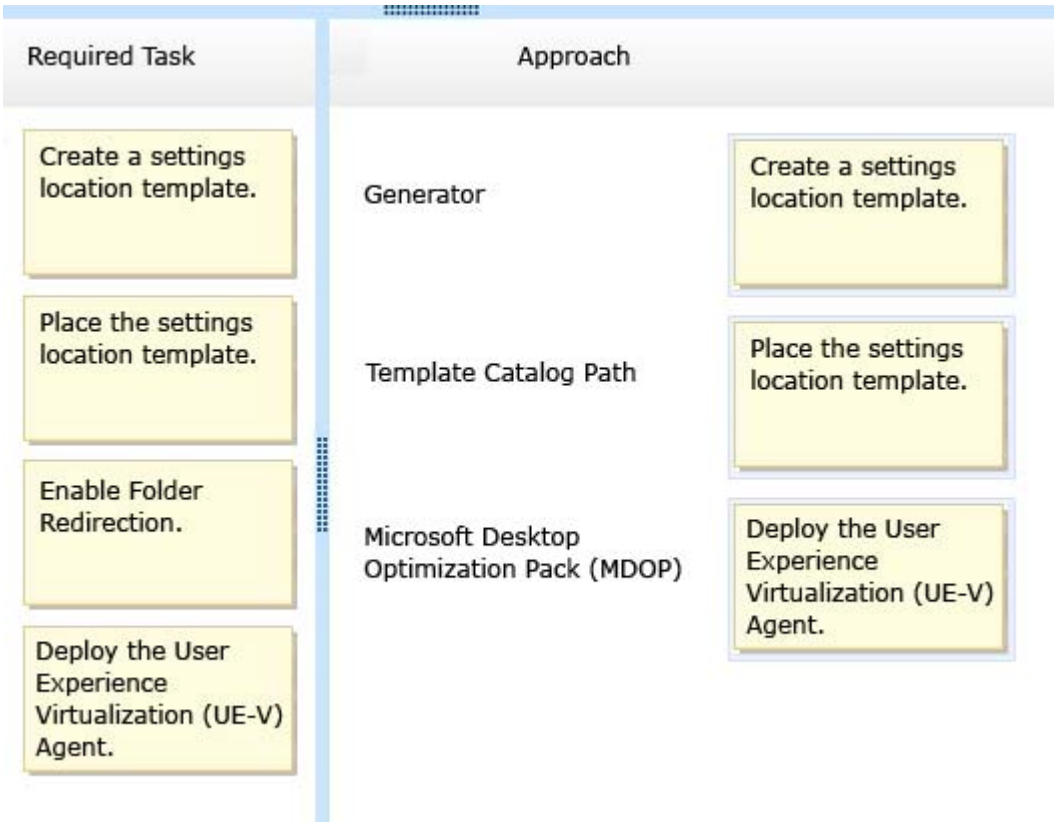


**Explanation:**

Note:

* Microsoft User Experience Virtualization (UE-V) uses settings location templates to roam application settings between user computers. Some standard settings location templates are included with User Experience Virtualization. You can also create, edit, or validate custom settings location templates with the UE-V Generator.

Settings template catalog

The User Experience Virtualization settings template catalog is a folder path on UE-V computers or a Server Message Block (SMB) network share that stores all the custom settings location templates. The UE-V agent retrieves new or updated templates from this location. The UE-V agent checks this location once each day and updates its synchronization behavior based on the templates in this folder. Templates that were added or updated in this folder since the last time that the folder was checked are registered by the UE-V agent. The UE-V agent deregisters templates that are removed from this folder. By default, templates are registered and unregistered one time per day at 3:30 A.M. local time by the task scheduler.

The Microsoft Desktop Optimization Pack (MDOP) is a suite of technologies available as a subscription for Software Assurance customers. MDOP virtualization technologies help personalize the user experience, simplify application deployment, and improve application compatibility with the Windows operating system (UE-V/App-V/MED-V). Additionally, MDOP helps manage, monitor, and deploy key Windows features (MBAM/AGPM). Using MDOP shifts desktop repair from reactive to proactive, saving time and removing challenges associated with troubleshooting and repairing system failures (DaRT).

Reference: Create UE-V Settings Location Templates with the UE-V Generator

http://technet.microsoft.com/en-us/windows/jj680040.aspx

http://technet.microsoft.com/en-us/windows/hh868022.aspx

3.DRAG DROP
You support a computer that runs Windows 8 Enterprise. You want to create a dual-boot configuration by using the native boot virtual hard disk (VHD) method. You need to create an alternate Windows 8 installation.
Which three actions should you perform in sequence? (To answer, move the appropriate actions from the list of actions to the answer area and arrange them in the correct order.)

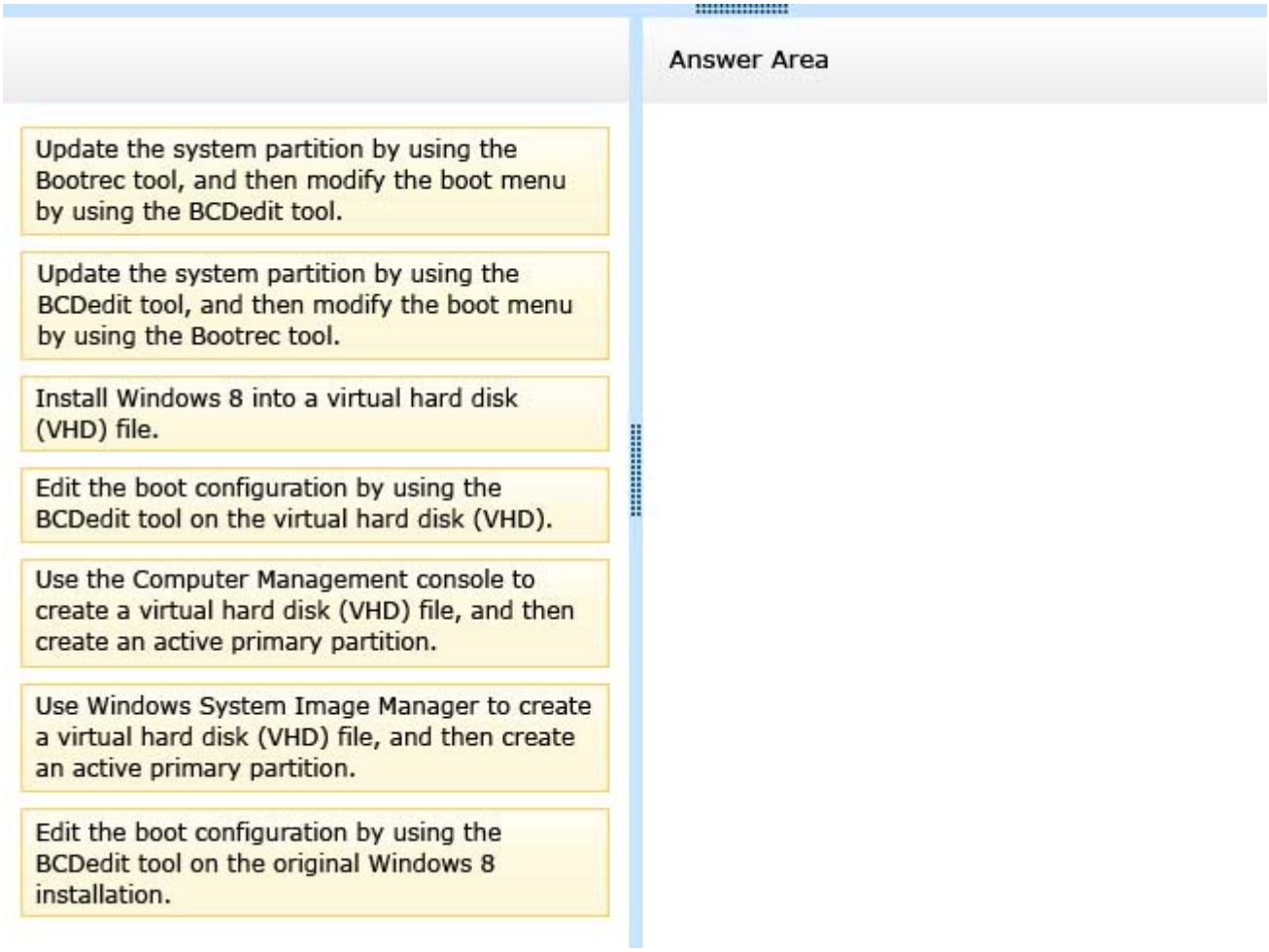


**Answer:**

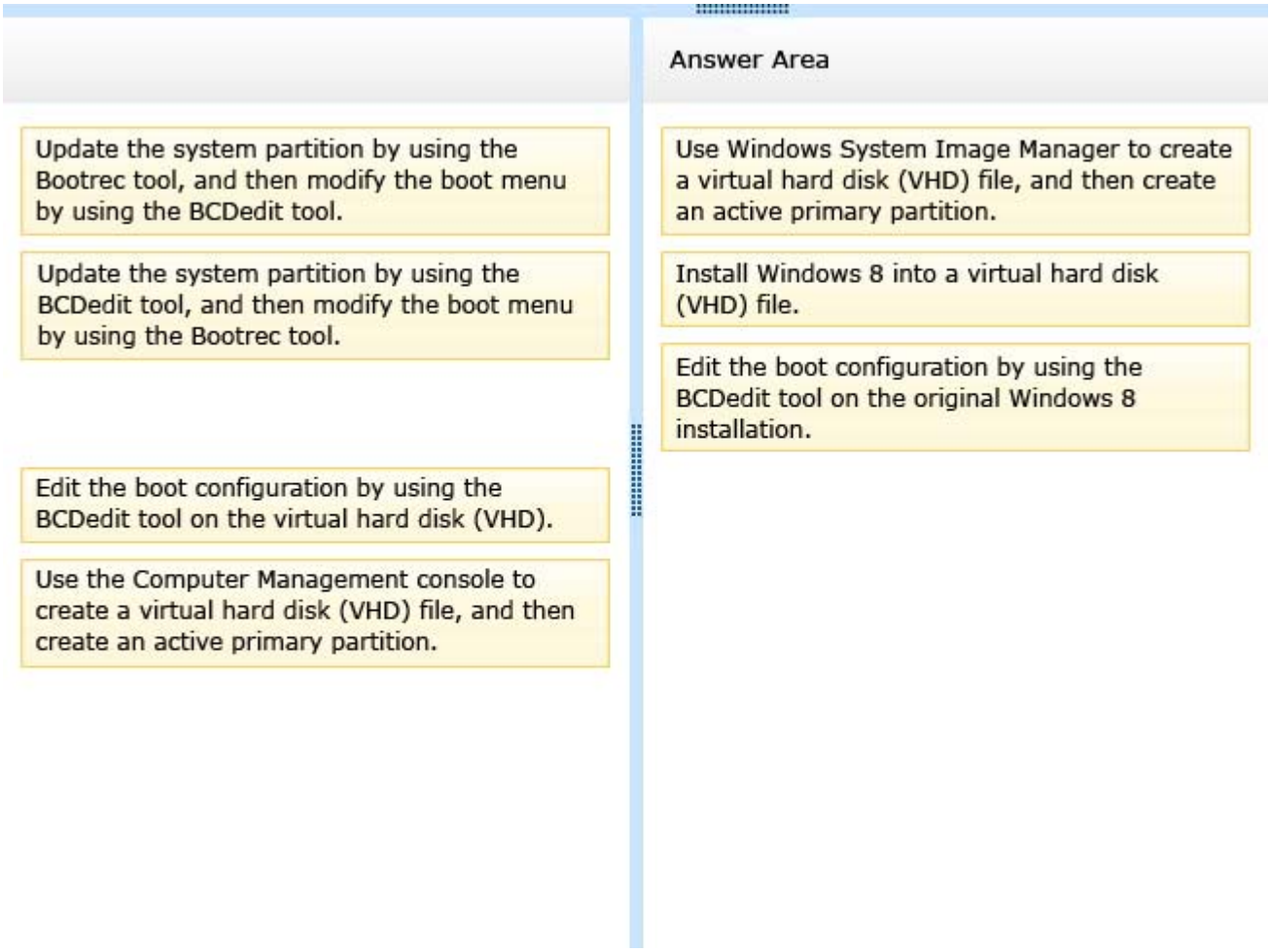


**Explanation:**
http://social.technet.microsoft.com/Forums/en-US/dc60933c-990b-45b1-943e-a7cd11c48fc5/windows-7-and-windows-8-dual-boot-activation-problems?forum=w7itproinstall

4.You administer client computers that run Windows 8 Enterprise deployed by using Windows Deployment Services (WDS). Your company recently purchased 25 new tablets that run Windows 8 Pro. For all 25 new tablets, you want to replace the existing Windows 8 Pro installation with Windows 8 Enterprise. You need to deploy the Windows 8 Enterprise image to all 25 tablets simultaneously by using the existing WDS infrastructure.
What should you do?
A. Start the tablets from the Windows To Go workspace.
B. Start the tablets from a USB flash drive with a customized Windows Preinstallation Environment (WinPE).
C. Start the tablets normally. Map the Windows Image (WIM) file from a WDS network share.
D. Start the tablets from a customized Windows Recovery Environment (WinRE).
**Answer:** B
**Explanation:**
Walkthrough: Create a Custom Windows PE Image
To create a bootable UFD (USB Flash Drive)
During a running Windows Vista operation system or a Windows PE session, insert your UFD device.

At a command prompt, use Diskpart to format the device as FAT32 spanning the entire device, setting the partition to active. For example,
diskpart
select disk 1
clean
create partition primary size=<size of device>
select partition 1
active
format fs=fat32
assign
exit
where the value of disk 1 is equal to UFD.
On your technician computer, copy all the content in the \ISO directory to your UFD device. You can manually create the directory structure or use the xcopy command to automatically build and copy the appropriate files from your technician computer to your UFD device. For example,
xcopy c:\winpe_x86\iso*.* /s /e /f f:\
where c is the letter of your technician computer hard disk and f is the letter of your UFD device.
Reference:
http://technet.microsoft.com/en-us/library/cc709665(v=ws.10).aspx

5.DRAG DROP
You support computers that run Windows 8 Enterprise. Company policy requires that Microsoft Internet Explorer be the only browser allowed and supported.
You collect software metering data and discover that several users are running other third-party browsers.
You need to block other web browsers from running on the computers. All other applications should be allowed.
Which three actions should you perform in sequence? (To answer, move the appropriate actions from the list of actions to the answer area and arrange them in the correct order.)

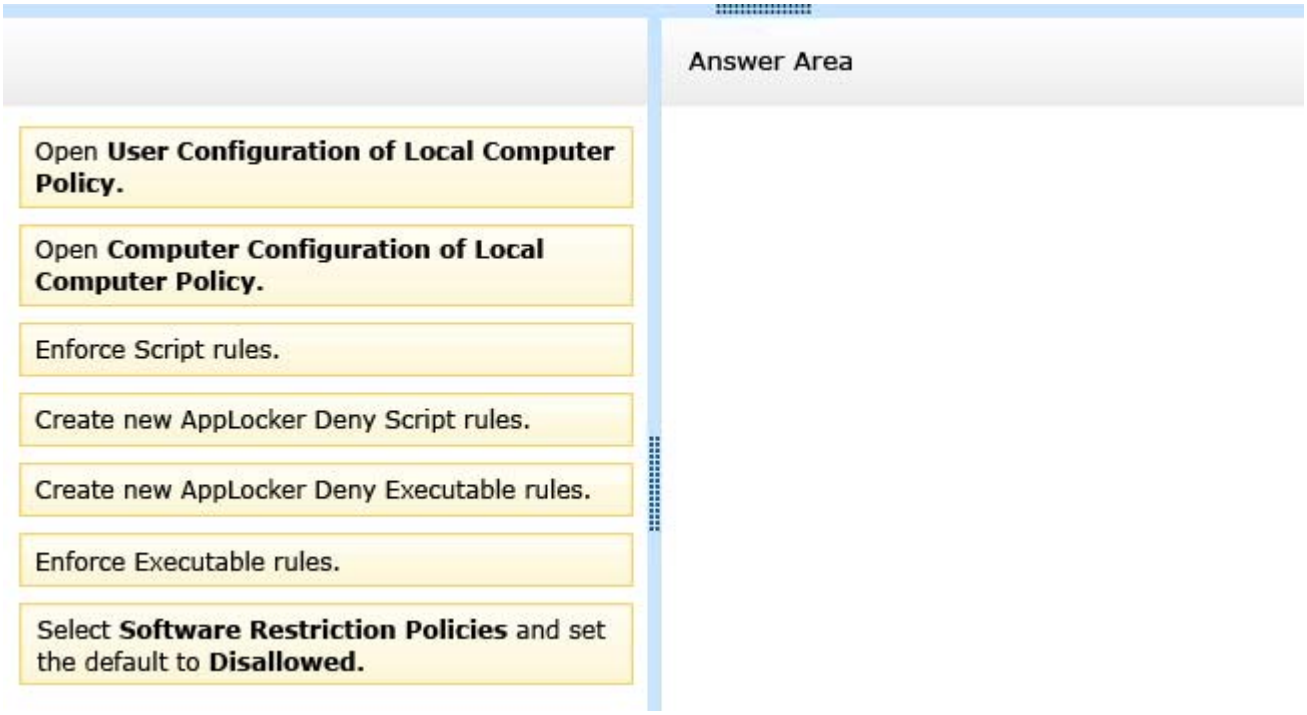


**Answer:**

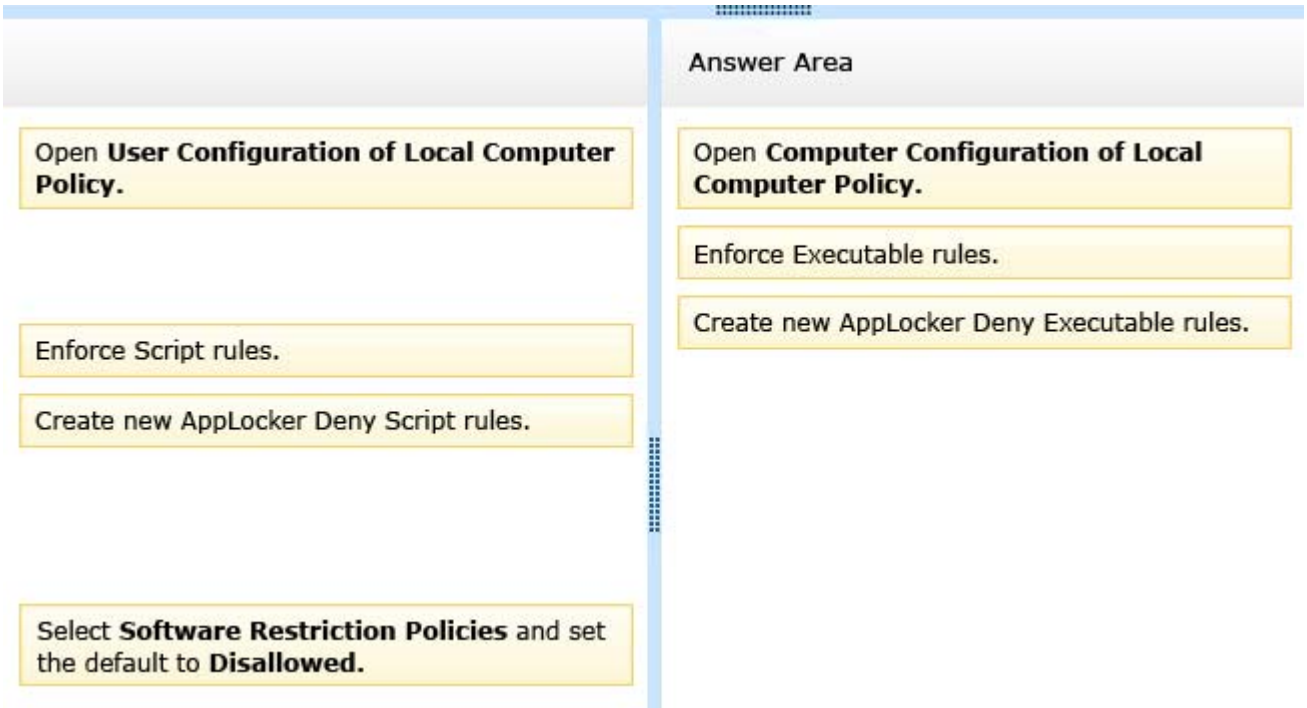


**Explanation:**

Note:

* Use Computer Configuration (not user configuration).

* Restrict Access to Programs with AppLocker in Windows 7

If you share a computer and don't want other users accessing certain applications, there is a new feature in Windows 7 that allows you to block them. We restrict what programs other users can access using AppLocker.

Under Local Computer Policy go to Computer Configuration \ Windows Settings \ Security Settings \ Application Control Policies \ AppLocker.

Now under AppLocker Properties check the boxes next to Configured under Executable rules then click Ok.

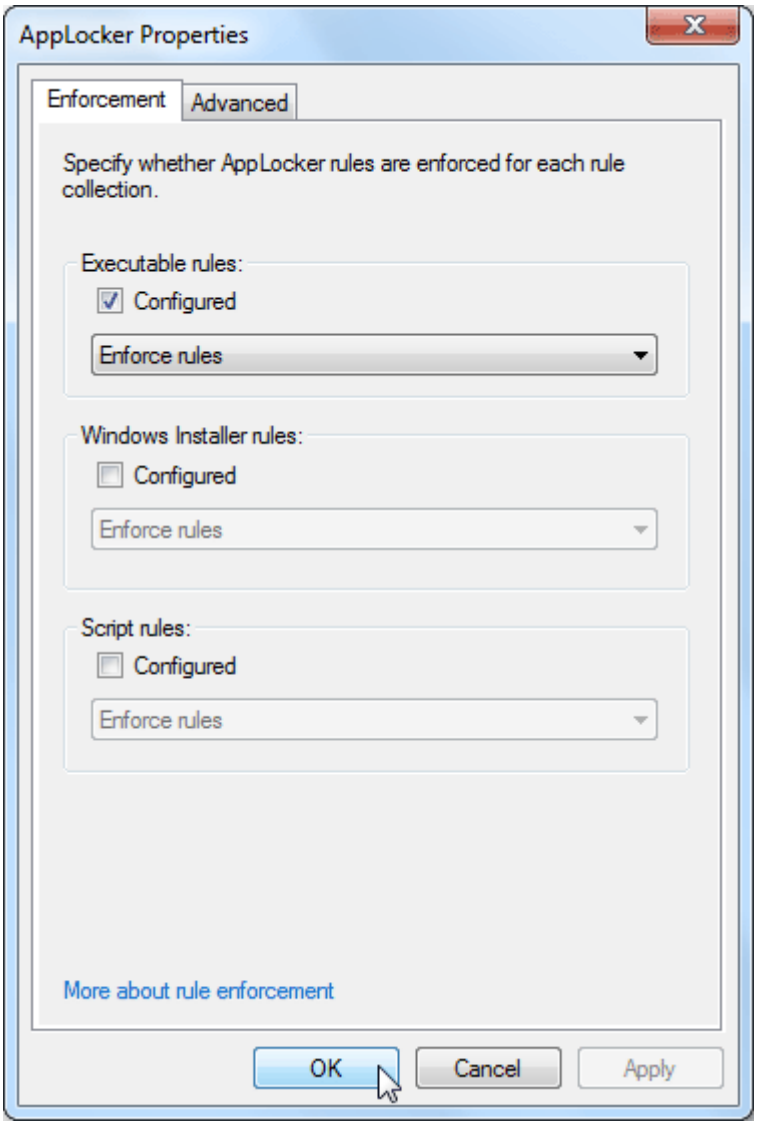


Finally create a Deny Executable rule for each browser you want to block.
Reference:
http://technet.microsoft.com/library/hh831440.aspx